

My Weekend

At the weekend I

First

Next

After that

Questions about Oh No George!

1. What question does Harris ask George when he goes out?

2. How does George think he is going to behave?

3. List the 3 things that George does while Harris is out.
First he

Then he

After that he

5. Why do you think George did those things?

6. How does Harris feel when he comes home?

7. How does George feel and what does he do, when Harris comes home?

8. Why did Harris decide to take George for a walk?

9. What do you think George might do when they go for a walk?



What is George really like?

Is he kind or unkind, good or naughty, or is it more complicated than that?

Why do you think he behaves as he does?

What does Harris think of George?

fun over-excited control exuberant lively ashamed boisterous

Week 1 Wednesday Composition 1/ Comprehension 2

Exclamation marks.

Use an exclamation mark to show strong feelings like surprise, anger or joy. It is a bit like shouting or raising your voice when speaking.

Use an exclamation mark to indicate strong feelings or a raised voice in speech:

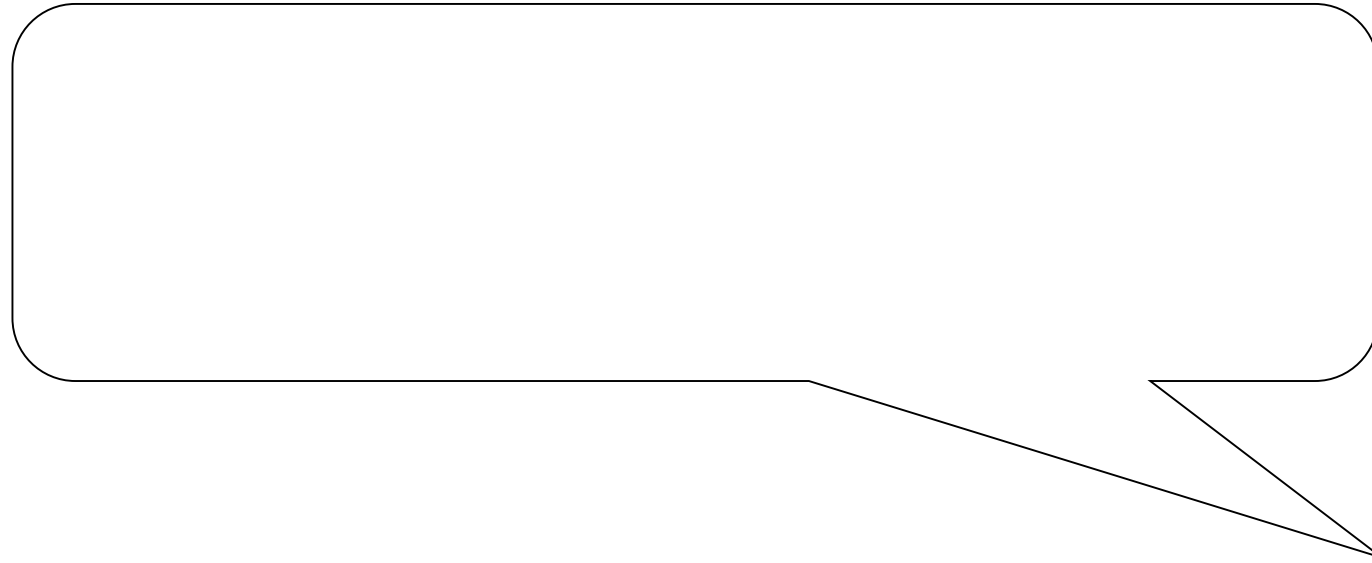
- She shouted at her, "Go away! I hate you!"
- He exclaimed: "What a fantastic bike you have!"
- "Goodness!" he said, "Is that true?"
- "Help!"
- "Stop!"
- "Be quiet!"



Exclamation marks, question marks and commas.

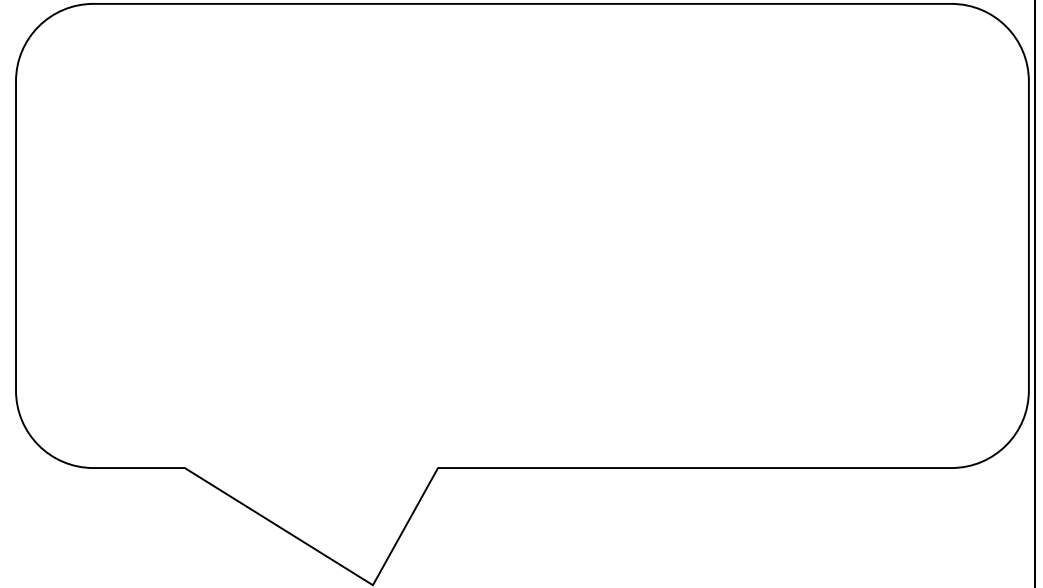
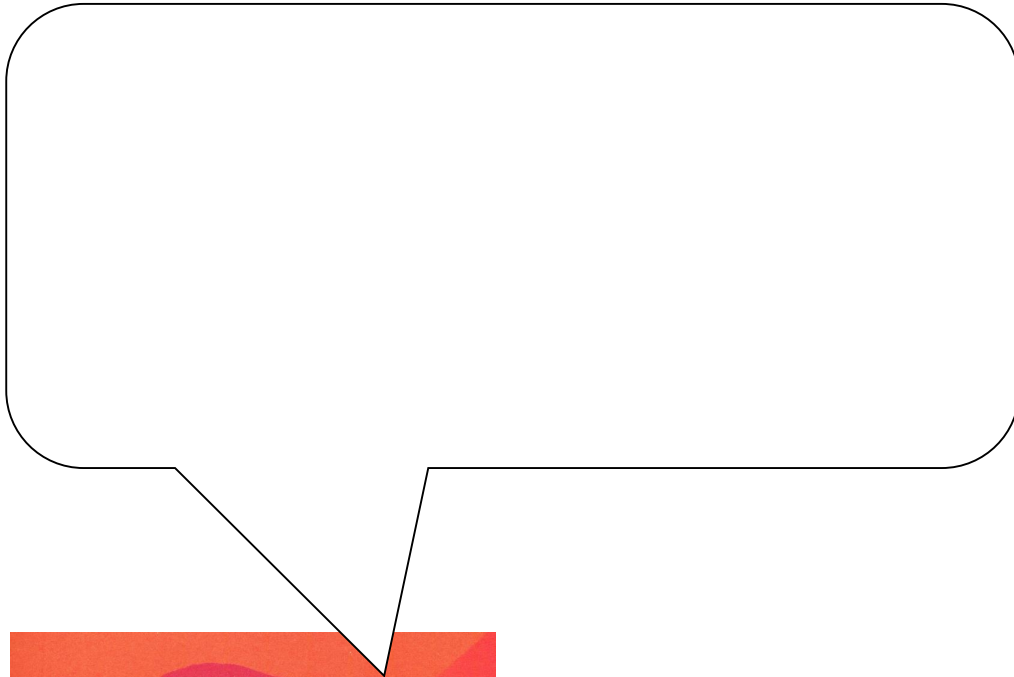
- Oh no, George!
- What will George do?
- Some lovely soil!
- “And how on earth did you eat a
WHOLE cake?”
- Well done, George!

What are you saying to George? Can you use an exclamation mark?



Week 1 Thursday Grammar 2

What are you saying to George and what is he saying to you? Can you use any exclamation or question marks?



Extract from **Oh No, George** by Chris Haughton to change from present to past tense

Harris is going out.

“Will you be good, George?” asks Harris

“Yes,” says George. “I’ll be very good.”

“I hope I’ll be good,” George thinks.

George sees something in the kitchen.

“It’s cake! I said I’d be good,” George thinks, “but I LOVE cake.”



Week 1 Friday Spoken Language 2

Extract from **Oh No, George** by Chris Haughton to change from present to past tense

Harris is going out.

“Will you be good, George?” **asked** Harris

“Yes,” **said** George. “I’ll be very good.”

“I hope I’ll be good,” George **thought**.

George **saw** something in the kitchen.

“It’s cake! I said I’d be good,” George **thought**, “but I LOVE cake.”



Week 1 Friday Spoken Language 2



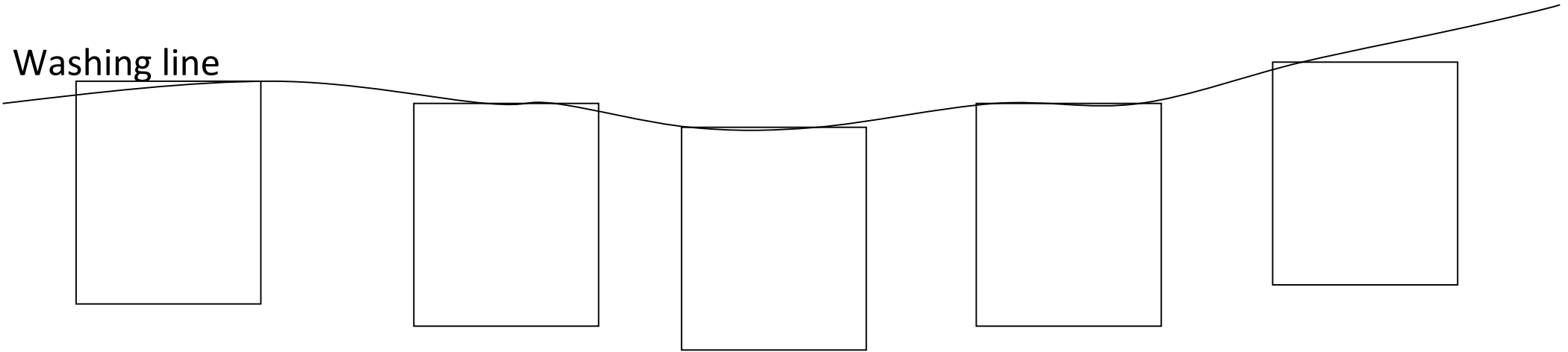
Horrid Henry



Perfect Peter

Week 2 Monday Composition 2

Washing line



Create a cartoon strip with speech bubbles and a storyline (shared writing).

What George did next!

Tuesday Composition 3

Cartoon strip

<i>Introduction</i>			

Don't forget to use time vocabulary; *Next, Then, After that, After a while, Finally.*

Week 2 Tuesday Composition 3/ Friday Composition 5

The time I _____

Hello, my name is _____. I am _____ years old. I live in _____ with
_____.

I am going to tell you about the time that I _____

Cut out the simple sentences and make longer sentences by joining them with **and**, **or** and **but**. Do they make sense?

and

and

or

but

My friend ran very fast down the hill

they might munch your shoes.

My gran gave me a huge bar of chocolate

he fell in a stream.

Harris was cross when his dog ruined the house

I will give some of it to you.

You need to give dogs a toy to chew

George felt very sad.

Writing longer sentences

and	but	or
when	if	because

We ran along the beach and I fell over.

My sister brought a picnic but she forgot the crisps!

My mum said I must be good or I would have to sit in the car.

I am going to jump out at my friend and make her jump when she comes through the door.

Harris took George for a walk because he needed some exercise.

Will you come round to my house if we play your best games?

Week 2 Thursday Grammar 3