










	MONDAY	TUESDAY	WEDNESDAY	THURSDAY	FRIDAY
<p><b>Maths</b></p> <p>For each white-rose lesson, watch the video and complete the activities. See the link to the videos, but the worksheets are now saved on the school website under each class.</p>	<p><a href="https://whiterosemaths.com/homelearning/year-5/">https://whiterosemaths.com/homelearning/year-5/</a></p> <p>Click onto <b>Summer Term week 9</b></p> <p>Day 1</p> <p>In addition, Mathletics tasks– these will be reviewed on Friday</p>	<p>Day 2 of White Rose</p> <p>And</p> <p>Spend 20 minutes on TT Rockstars</p>	<p>Day 3 of White Rose</p> <p>And</p> <p>Purple Mash / Mathletics</p> <p>Why not try Sequence Snakes on Purple Mash (challenge B or C)</p>	<p>Day 4 of White Rose</p> <p>And</p> <p>Spend 20 minutes on Purple Mash maths games. Why don't you try 'Table toons' – 'musical chairs'.</p>	<p>Day 5 of White Rose</p> <p>How many of the challenge questions can you do? (Q1, 2, 3, 4, 5 and possibly 6 are normally suitable for Junior Children but you may be able to do more with an adults help!)</p>
<p><b>Literacy</b></p> <p>Read daily – minimum 20 minutes.</p> <p>Weekly Spellings: <i>overthrow, overturn, overslept, overcook, overreact, overtired, overcoat, overpaid, overlook, overbalance</i></p> <p>Practise writing each spelling in a sentence. Use a dictionary to define any unknown words. Practise using Look, Say, Cover, Write, Check</p>	<p>Literacy – Persuasive writing</p> <p>National Oak Academy – English – Y4 section on Persuasive Writing. Watch and complete the first lesson today.</p> <p>Lesson 1: <a href="https://classroom.thenational.academy/lessons/persuasion-reading-comprehension-fact-retrieval">https://classroom.thenational.academy/lessons/persuasion-reading-comprehension-fact-retrieval</a></p> <p>This week we are learning about persuasive writing. What does 'persuade' mean? Have you ever tried to persuade someone to do something?</p>	<p>Literacy</p> <p>Lesson 2 on Persuasive writing.</p> <p><a href="https://classroom.thenational.academy/lessons/persuasion-reading-comprehension-summary">https://classroom.thenational.academy/lessons/persuasion-reading-comprehension-summary</a></p>	<p>Literacy</p> <p>Look at lesson 3 on Persuasive Writing</p> <p><a href="https://classroom.thenational.academy/lessons/persuasion-identifying-the-features-of-a-text">https://classroom.thenational.academy/lessons/persuasion-identifying-the-features-of-a-text</a></p>	<p>Literacy</p> <p>Lesson 4 on Persuasive Writing</p> <p><a href="https://classroom.thenational.academy/lessons/persuasion-spag-focus-imperative-and-modal-verbs">https://classroom.thenational.academy/lessons/persuasion-spag-focus-imperative-and-modal-verbs</a></p>	<p>Literacy</p> <p>Ask someone at home to do your weekly spelling test.</p> <p>Lesson 5 of Persuasive Writing</p> <p><a href="https://classroom.thenational.academy/lessons/persuasion-write-a-persuasive-rap">https://classroom.thenational.academy/lessons/persuasion-write-a-persuasive-rap</a></p> <p>Writing your own rap.</p>

For **Topic Activities** for the final 4 weeks of term we will be asking children to complete activities from a grid. These activities are aimed to be a bit more practical and we wanted to give children (and parents) an element of choice. We would expect children to complete a minimum of 5 of the activities out of the given 9. We have tried to suggest activities that siblings could enjoy doing together for those who have more than 1 child in school.

## Keeping Busy at Home!

We have created a collection of activities to continue your child’s learning during the school closure. Choose some of the tasks to do during this week and send a picture or video through on purple mash if you can.

<p style="text-align: center;"><b><u>Outdoor</u></b></p> <p>Make a symmetrical pattern using outdoor objects like pebbles and leaves. Use a stick to form your mirror line: How many different colours can you use? Can you take a photograph of your creation, or sketch it in a book.</p> 	<p style="text-align: center;"><b><u>Active</u></b></p> <p style="text-align: center;"><b><u>60 second challenges</u></b></p> <p>Using a ball or teddy, see how many times you can pass the ball through your legs in a figure of 8 pattern in 60 seconds.</p> <p>How many of these activities can you do in 60 seconds? Star jumps / Hops / Jumps / Skips? Can you think of any other activities to count in 60 seconds?</p> 	<p style="text-align: center;"><b><u>Communication</u></b></p> <p>Play a game of charades! Write down a list of books / films / TV programmes that you could act out. Practise acting each one out before playing the game with others.</p> 	<p style="text-align: center;"><b><u>Well-being</u></b></p> <p>Dance like no one is watching! Play your favourite song and practise your dance moves! You could make up your own dance moves and put them together in a sequence. You could give each dance move a name and write down your sequence.</p> 	<p style="text-align: center;"><b><u>Curiosity</u></b></p> <p style="text-align: center;"><b><u>What if....</u></b></p> <p>What if you could leave school now and have your dream job? What would your job be? Describe your job to someone or write a diary entry for a day at work. Draw a picture of yourself doing your job.</p> 
<p style="text-align: center;"><b><u>Scientific</u></b></p> <p>Make a paper helicopter and see how explore how it flies. Does it always spin the same way? Can you make it change direction?</p> <p><a href="https://thislittlegoose.wordpress.com/2017/08/28/paper-helicopters/">https://thislittlegoose.wordpress.com/2017/08/28/paper-helicopters/</a></p> 	<p style="text-align: center;"><b><u>Design</u></b></p> <p>Design a new ride for a theme park. Draw a picture/diagram and colour it in. What will your ride be called? What age range is it for?</p> 	<p style="text-align: center;"><b><u>Creative</u></b></p> <p>Learn to draw an owl and decorate it with your own designs.</p> <p><a href="https://www.art-is-fun.com/how-to-draw-an-owl">https://www.art-is-fun.com/how-to-draw-an-owl</a></p> 	<p style="text-align: center;"><b><u>Historical</u></b></p> <p><b>On 9 June 1934</b> Donald Duck appeared in the Walt Disney cartoon <i>The Wise Little Hen</i>. What is your favourite Disney character? Ask others in your family about their favourite Disney characters from childhood. Enjoy this from 1937,</p> <p><a href="https://www.youtube.com/watch?v=ONIK8SsGAcQ">https://www.youtube.com/watch?v=ONIK8SsGAcQ</a></p> 	<p>Other resources:</p> <p><a href="http://www.bbc.co.uk/teach/super-movers/ks2">www.bbc.co.uk/teach/super-movers/ks2</a></p> <p><a href="http://www.bbc.co.uk/newsround">www.bbc.co.uk/newsround</a></p> <p><a href="http://www.bbc.co.uk/bitesize">www.bbc.co.uk/bitesize</a></p> <p><a href="https://www.natgeokids.com/uk/">https://www.natgeokids.com/uk/</a></p> <p><a href="https://www.twinkl.co.uk/resources/parents">https://www.twinkl.co.uk/resources/parents</a></p>

