



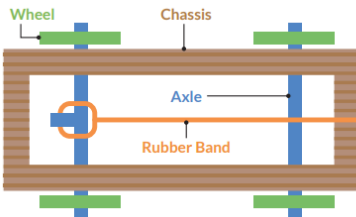






	MONDAY	TUESDAY	WEDNESDAY	THURSDAY	FRIDAY
<p>Maths</p> <p>For each white-rose lesson, watch the video and complete the activities. See the link to the videos, but the worksheets are now saved on the school website under each class.</p>	<p>https://whiterosemaths.com/homelearning/year-5/</p> <p>Click onto Summer Term week 10</p> <p>Day 1</p> <p>In addition, Mathletics tasks– these will be reviewed on Friday</p>	<p>Day 2 of White Rose</p> <p>And</p> <p>Spend 20 minutes on TT Rockstars</p>	<p>Day 3 of White Rose</p> <p>And</p> <p>Purple Mash / Mathletics</p> <p>Why not try Sequence Snakes on Purple Mash (challenge B or C)</p>	<p>Day 4 of White Rose</p> <p>And</p> <p>Spend 20 minutes on Purple Mash maths games. Why don't you try 'Table toons' – 'musical chairs'.</p>	<p>Day 5 of White Rose</p> <p>How many of the challenge questions can you do? (Q1, 2, 3, 4, 5 and possibly 6 are normally suitable for Junior Children but you may be able to do more with an adults help!)</p>
<p>Literacy</p> <p>Read daily – minimum 20 minutes.</p> <p>Weekly Spellings:</p> <p><i>boastful, faithful</i> <i>doubtful, fearful</i> <i>thankful, beautiful</i> <i>pitiful plentiful,</i> <i>fanciful merciful</i></p> <p>Practise writing each spelling in a sentence. Use a dictionary to define any unknown words. Practise using Look, Say, Cover, Write, Check</p>	<p>Literacy – Non-Chronological Report writing. National Oak Academy – English – Y4 section on Non-chronological reports (set of 5 lessons).</p> <p>Watch and complete the first lesson today.</p> <p>https://classroom.thenational.academy/lessons/non-chronological-report-reading-comprehension-word-meaning</p> <p>Alternatively, for Y5's wanting further challenge, there is a section on 'non-chronological reports' in the Y5 section. Either would be suitable to follow for the week.</p> <p>https://classroom.thenational.academy/subjects-by-year/year-5/subjects/english</p>	<p>Literacy</p> <p>Lesson 2 on non-chronological reports</p> <p>https://classroom.thenational.academy/lessons/non-chronological-report-reading-comprehension-structure</p>	<p>Literacy</p> <p>Look at lesson 3 on non-chronological reports</p> <p>https://classroom.thenational.academy/lessons/non-chronological-report-identifying-the-features-of-a-text</p>	<p>Literacy</p> <p>Lesson 4 on non-chronological reports</p> <p>https://classroom.thenational.academy/lessons/non-chronological-report-spag-focus</p>	<p>Literacy</p> <p>Ask someone at home to do your weekly spelling test.</p> <p>Lesson 5 of non-chronological reports.</p> <p>https://classroom.thenational.academy/lessons/non-chronological-report-write-a-non-chronological-report</p>

For **Topic Activities** for the final 4 weeks of term we will be asking children to complete activities from a grid. These activities are aimed to be a bit more practical and we wanted to give children (and parents) an element of choice. We would expect children to complete a minimum of 5 of the activities out of the given 9. We have tried to suggest activities that siblings could enjoy doing together for those who have more than 1 child in school.

Keeping Busy at Home!

We have created a collection of activities to continue your child’s learning during the school closure. Choose some of the tasks to do during this week and send a picture or video through on purple mash if you can.

<u>Outdoor</u>	<u>Active</u>	<u>Communication</u>	<u>Scientific</u>	<u>Design</u>
<p>Create a scavenger hunt. Challenge your family to find certain objects in your garden. Maybe you could write instructions to make it into a treasure hunt?</p> 	<p>Try Active Ways 10 tin challenge via the link below. https://www.youtube.com/watch?v=VkgZj4ZawRs</p> 	<p>Set up a blindfold obstacle game with another member of your family then guide them through it by calling out directions.</p> 	<p>https://www.kidspot.com.au/things-to-do/activity-articles/rain-cloud-in-a-jar-science-experiment/news-story/15c6693d124b82a9b0a968efa4d76a03 Make a rain cloud in a jar</p> 	<p>Build a rubber band car with an adult using materials from home or your recycling box https://www.smallpeicetrust.org.uk/downloads/EaH-01-The-Rubber-Band-Car-Challenge.pdf</p> 
<p style="text-align: center;"><u>Creative</u></p> <p>Draw, paint or collage a picture of something or someone who is special to you</p> 	<p style="text-align: center;"><u>Curiosity</u> What if....</p> <p>If you could have any superpower what would it be? What would you do with your power? Draw a picture of yourself in action!</p> <p style="text-align: center;">What's YOUR superpower?</p> 	<p style="text-align: center;"><u>Historical</u></p> <p>Go for a walk around your locality and try to identify the oldest building. It may be a church, pub or cottage. Is there a date on it? How old is your house? Do you know anything about its history? Has it changed over the years? If you could design your own house what would it look like?</p> 	<p style="text-align: center;"><u>Well-being</u></p>  <p>Create a mind-map of your goals - immediate goals (such as daily tasks or to-do list) or long-term goals that extend far into the future. https://www.art-is-fun.com/create-a-mind-map</p>	<p>Other resources:</p> <p>www.bbc.co.uk/teach/super-movers/ks2 www.bbc.co.uk/newsround www.bbc.co.uk/bitesize https://www.natgeokids.com/uk/ https://www.twinkl.co.uk/resources/parents</p>

Creative

<https://www.youtube.com/watch?v=oCDta3CQ9>

Ak

Have a go at drawing a self portrait with Rob Biddulph. There are lots of great Rob Biddulph videos to try!



Well-being

Managing emotions

<https://www.bbc.co.uk/bitesize/articles/zmmgrj6>

Complete the lesson on managing emotions. Can you list and talk about any emotions you have felt this week?



Team-work

<https://www.bbc.co.uk/bitesize/articles/zbcthbkc>

How can we work as a team?
Complete the bitesize lesson.



Art

<https://classroom.thenational.academy/lessons/drawing-g-skills-how-can-we-use-texture-to-make-our-drawings-more-interest-e3b973>

Using Texture in drawings
Can you practise using texture in your drawings.

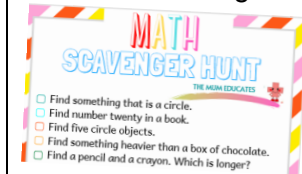


Maths Fun

Complete the attached. Maths Scavenger hunt.


Go on a hunt to find different mathematical items. How many can you find and tick off?

Can you design your own Maths scavenger hunt?



Thankfulness
is the
beginning of
Happiness.

Doodle Art Alley ©



MATH

SCAVENGER HUNT

THE MUM EDUCATES



- Find something that is a circle.
- Find number twenty in a book.
- Find five circle objects.
- Find something heavier than a box of chocolate.
- Find a pencil and a crayon. Which is longer?
- Find a rectangle.
- Find a feather and measure its length.
- Draw a triangle.
- Find and write three odd numbers.
- Count your socks in 2s.
- Find five 3D shapes.
- Find a pattern in your house.
- Find an array.
- Count your fingers in 5s.
- Measure yourself.
- Find an object that is 10cm long.
- Find something with four corners.
- Find something longer than your hand.
- Count how many toys you have.
- Find a shape that has a line of symmetry.

