








	MONDAY	TUESDAY	WEDNESDAY	THURSDAY	FRIDAY
<p>Maths Task</p> <p>For each White Rose maths session, watch the short video and have a go at the activity questions – you could just write your answers on paper.</p>	<p><a href="https://whiterosemaths.com/homelearning/year-6/SummerTermWeek12w/c13thJuly">https://whiterosemaths.com/homelearning/year-6/SummerTermWeek12w/c13<sup>th</sup>July</a></p> <p>Lesson 1 – Nets of 3D shapes Worksheets are in a folder on our home learning.</p>	<p><a href="https://whiterosemaths.com/homelearning/year-6/SummerTermWeek12">https://whiterosemaths.com/homelearning/year-6/SummerTermWeek12</a></p> <p>Lesson 2 –Circles</p> <p>In addition, Athletics tasks have been set which you can work through during the week – these will be reviewed on Friday</p>	<p><a href="https://whiterosemaths.com/homelearning/year-6/SummerTermWeek12">https://whiterosemaths.com/homelearning/year-6/SummerTermWeek12</a></p> <p>Lesson 3 – Read and interpret pie charts</p>	<p><a href="https://whiterosemaths.com/homelearning/year-6/SummerTermWeek12">https://whiterosemaths.com/homelearning/year-6/SummerTermWeek12</a></p> <p>Lesson 4 – The mean</p> <p>Now have a go at the maths activities in your 2Do box on PurpleMash</p>	<p><a href="https://whiterosemaths.com/homelearning/year-6/SummerTermWeek12">https://whiterosemaths.com/homelearning/year-6/SummerTermWeek12</a></p> <p>Lesson 5 – Friday challenge</p>
<p>Literacy task</p> <p>Read daily – minimum 20 minutes.</p>	<p><b>The Wishgranter</b> <a href="https://www.literacyshed.com/wishgranter.html">https://www.literacyshed.com/wishgranter.html</a></p> <p>Today we are going to think about the Wishgranter. He spends all day making other people’s wishes come true, but what do you think he might wish for himself? Use the thought bubble sheet to write about four different wishes that he might make.</p> <p>Write as though you are the Wishgranter and explain why you would like each wish. Write in full sentences and punctuate carefully.</p>	<p><b>The Wishgranter - alternative ending.</b></p> <p>You are going to write a new ending to the film in which the Wishgranter makes a wish for himself.</p> <p>Choose one of your ideas from yesterday as the basis for your writing.</p> <p>Think about where this new scene will begin and describe the setting carefully. Perhaps he is sitting at his desk at the end of the day, or maybe you will describe him climbing out of the drain cover in the town square. Choose your verbs and adverbs carefully to show</p>	<p><b>Book Review</b></p> <p>Think back about all of the books that you have read over the school year.</p> <p>Perhaps you have read a whole series by one author? Maybe you have tried something completely different to your usual choices, or re-read some favourites?</p> <p>Choose one book to review. Use the sheet provided and complete each section in detail.</p>	<p><b>Transition</b></p> <p>Watch the short film about starting secondary school. <a href="https://www.bbc.co.uk/bitesize/articles/zmtxdp3">https://www.bbc.co.uk/bitesize/articles/zmtxdp3</a></p> <p>What advice would you give to yourself for starting year 7?</p> <p>Make a top tips for success poster for yourself!</p>	<p><b>Reflection</b></p> <p>What a year! Spend some time thinking back over the school year – doesn’t last September seem like a long time ago!</p> <p>Complete the school memories sheet with writing and pictures about your favourite things.</p>


		<p>how the Wishgranter is feeling. E.g. With a heavy sigh, the Wishgranter locked his office door and plodded wearily towards the deserted town.</p> <p>Remember to describe the setting and choose your vocabulary carefully as you tell how he makes his wish then what happens when it is granted. You can use some direct speech if you want to.</p>			
--	--	--	--	--	--


For **Topic Activities** for the final 4 weeks of term we will be asking children to complete activities from a grid. These activities are aimed to be a bit more practical and we wanted to give children (and parents) an element of choice. We would expect children to complete a minimum of 5 of the activities out of the given 9. We have tried to suggest activities that siblings could enjoy doing together for those who have more than 1 child in school.

## Keeping Busy at Home!

We have created a collection of activities to continue your child's learning during the school closure. Choose some of the tasks to do during this week and send a picture or video through on purple mash if you can.

<u>Outdoor</u>	<u>Active</u>	<u>Natural History</u>	<u>Make</u>	<u>Design</u>
<p style="text-align: center;"><b>Nature art</b></p> <p>Find leaves, petals and twigs outside and use them in a piece of art. The petals could be clouds, and the twigs could be trees. Be creative!</p> 	<p style="text-align: center;"><b>30 second challenge</b></p> <p>Do each of the following for 30 seconds: jogging on the spot, skipping, star jumps, burpees, and high knee lifts. Rest then try again!</p> 	<p>This assembly clip is about dinosaurs:</p> <p><a href="https://classroom.thenational.academy/assemblies/dinosaurs">https://classroom.thenational.academy/assemblies/dinosaurs</a> There are lots of dinosaur activities on <a href="https://www.purplemash.com/#tab/pm-home/topics/dinosaurs">https://www.purplemash.com/#tab/pm-home/topics/dinosaurs</a> Or use this to draw your own! <a href="https://www.youtube.com/playlist?list=PLnoO3k54vcBSV9eMN_Ezq4ta2WDHuGa8N">https://www.youtube.com/playlist?list=PLnoO3k54vcBSV9eMN_Ezq4ta2WDHuGa8N</a></p>	<p>Make jewellery from magazine paper beads.</p> <p><a href="https://www.youtube.com/watch?v=iMG40809rws">https://www.youtube.com/watch?v=iMG40809rws</a></p> 	<p>Make your own jigsaw! Choose a magazine picture or draw your own design then stick it onto a sheet of cardboard. Cut up the image to make your own jigsaw. Try cutting it into smaller pieces to make it more difficult!</p> 
<p style="text-align: center;"><b>Writing</b></p> <p>What could this frog be daydreaming about? Turn your thoughts into a story.</p>  <p style="text-align: center;">What is this frog daydreaming about?</p>	<p style="text-align: center;"><b>Make</b></p> <p>Make a folded corner bookmark for yourself or as a gift.</p> <p><a href="https://www.easypeasyandfun.com/corner-bookmarks-ideas/">https://www.easypeasyandfun.com/corner-bookmarks-ideas/</a></p> 	<p style="text-align: center;"><b>Poetry</b></p> <p>Have fun learning about nonsense poetry and listening to Spike Milligan recite his poem – On the Ning Nang Nong</p> <p><a href="https://www.bbc.co.uk/bitesize/articles/zv3v6g8">https://www.bbc.co.uk/bitesize/articles/zv3v6g8</a></p> <p>Challenge! Can you learn the poem (or some of it)? Practise reciting it to yourself and then perform it for somebody else.</p>	<p style="text-align: center;"><b>Geographical</b></p> <p>Gather together different types of paper and card, magazines, scraps of fabric, wool, foil etc. Use your materials to make a landscape – you could do a forest, a desert, a city a beach...</p> 	<p>Other resources:</p> <p><a href="http://www.bbc.co.uk/teach/super-movers/ks2">www.bbc.co.uk/teach/super-movers/ks2</a>  <a href="http://www.bbc.co.uk/newsround">www.bbc.co.uk/newsround</a>  <a href="http://www.bbc.co.uk/bitesize">www.bbc.co.uk/bitesize</a>  <a href="https://www.natgeokids.com/uk/">https://www.natgeokids.com/uk/</a>  <a href="https://www.twinkl.co.uk/resources/parents">https://www.twinkl.co.uk/resources/parents</a></p>

<p style="text-align: center;"><b><u>Writing</u></b></p> <p>Think about all the things you like about summer. Write an acrostic poem and decorate it with summer pictures.</p> <div style="border: 1px dashed black; padding: 5px; width: fit-content; margin: 0 auto;"> <p>S _____</p> <p>U _____</p> <p>M _____</p> <p>M _____</p> <p>E _____</p> <p>R _____</p> </div>	<p style="text-align: center;"><b><u>Thinking</u></b></p> <p>Make an a-z list of things that make you happy. Can you think of something for every letter?</p> <p style="text-align: center; font-size: 1.2em; font-weight: bold;">       a b c d e f g        h i j k l m n        o p q r s t u        v w x y z     </p>	<p style="text-align: center;"><b><u>Creative</u></b></p> <p>Draw a sound creature! Go to the Tate kids' website link below and choose one of the sounds. What would the creature that makes the sound look like? Be imaginative and draw your ideas.</p> <p style="text-align: center;"><a href="https://www.tate.org.uk/kids/make/art-technology/draw-sound-creature">https://www.tate.org.uk/kids/make/art-technology/draw-sound-creature</a></p>	<p style="text-align: center;"><b><u>Well-being</u></b></p> <p style="text-align: center;"><b>You are amazing!</b></p> <p>Finish these sentences. It might help to talk this through with someone else first or you might prefer to do it alone.</p> <p>I am really good at ...        I am good friend because ...        My special talent is...        I am unique because...        I am proud of myself when..</p>	<p style="text-align: center;"><b><u>Make</u></b></p> <p>Make some paper butterflies from coloured paper.</p> <p style="text-align: center;"><a href="https://www.redtedart.com/easy-paper-butterfly/">https://www.redtedart.com/easy-paper-butterfly/</a></p> <div style="text-align: center;">  </div>



**R**



**E**



**M**



**M**



**U**



**S**

