









	MONDAY	TUESDAY	WEDNESDAY	THURSDAY	FRIDAY
<p>Maths</p> <p>For each white-rose lesson, watch the video and complete the activities. See the link to the videos, but the worksheets are now saved on the school website under each class.</p>	<p>https://whiterosemaths.com/homelearning/year-5/</p> <p>Click onto Summer Term week 12 Day 1</p> <p>In addition, Mathletics tasks– these will be reviewed on Friday</p>	<p>Day 2 of White Rose</p> <p>And</p> <p>Spend 20 minutes on TT Rockstars</p>	<p>Day 3 of White Rose</p> <p>And</p> <p>Purple Mash / Mathletics</p>	<p>Day 4 of White Rose</p> <p>And</p> <p>Spend 20 minutes on Purple Mash maths games.</p>	<p>Day 5 of White Rose</p> <p>How many of the challenge questions can you do? (Q1, 2, 3, 4, 5 and possibly 6 are normally suitable for Junior Children but you may be able to do more with an adults help!)</p>
<p>Literacy</p> <p>Read daily – minimum 20 minutes.</p> <p>Weekly Spellings: <i>musical, political, accidental, mathematical, functional, tropical, bridal, central, global, industrial</i></p> <p>Practise writing each spelling in a sentence. Use a dictionary to define any unknown words. Practise using Look, Say, Cover, Write, Check</p>	<p>Literacy – The Ice Cream Villain</p> <p>https://www.purplemash.com/#tab/purplemash/home/serialmash/serialmash_emeralds/icecream_villain_live_new</p> <p>This week we wanted to show you some literacy activities from Purple Mash. Here is a story with activities and quizzes for each chapter. Today could you read Chapter 1 of the Ice cream villain, answer the questions and do the activity (Making your own ice cream menu!) We hope you enjoy this new literacy unit – there’s so many great activities on Purple Mash!</p>	<p>Literacy</p> <p>Chapter 2 of the Ice cream villain and activities. (Ice cream Villain news report).</p>	<p>Literacy</p> <p>Chapter 3 of the Ice cream Villain and activities. (Dream job diary)</p>	<p>Literacy</p> <p>Chapter 4 of the Ice cream villain and activities. (Police witness statement)</p>	<p>Literacy</p> <p>Ask someone at home to do your weekly spelling test.</p> <p>Chapter 5 of the Ice cream Villain and activities. (Barack Obama activity)</p> <p>There are 2 further chapters of this book. Perhaps you could finish reading / completing them next week?</p>

For **Topic Activities** for the final 4 weeks of term we will be asking children to complete activities from a grid. These activities are aimed to be a bit more practical and we wanted to give children (and parents) an element of choice. We have tried to suggest activities that siblings could enjoy doing together for those who have more than 1 child in school.

Keeping Busy at Home!

We have created a collection of activities to continue your child’s learning during the school closure. Choose some of the tasks to do during this week and send a picture or video through on purple mash if you can.

<u>Outdoor</u>	<u>Active</u>	<u>Natural History</u>	<u>Make</u>	<u>Design</u>
<p style="text-align: center;">Nature art</p> <p>Find leaves, petals and twigs outside and use them in a piece of art. The petals could be clouds, and the twigs could be trees. Be creative!</p> 	<p style="text-align: center;">30 second challenge</p> <p>Do each of the following for 30 seconds: jogging on the spot, skipping, star jumps, burpees, and high knee lifts. Rest then try again!</p> 	<p>This assembly clip is about dinosaurs:</p> <p>https://classroom.thenational.academy/assemblies/dinosaurs There are lots of dinosaur activities on https://www.purplemash.com/#tab/pm-home/topics/dinosaurs Or use this to draw your own! https://www.youtube.com/playlist?list=PLnoO3k54vcBSV9eMN_Ezq4ta2WDHuGa8N</p>	<p>Make jewellery from magazine paper beads.</p> <p>https://www.youtube.com/watch?v=jMG40809rws</p> 	<p>Make your own jigsaw! Choose a magazine picture or draw your own design then stick it onto a sheet of cardboard. Cut up the image to make your own jigsaw. Try cutting it into smaller pieces to make it more difficult!</p> 
<p style="text-align: center;">Writing</p> <p>What could this frog be daydreaming about? Turn your thoughts into a story.</p>  <p style="text-align: center;">What is this frog daydreaming about?</p>	<p style="text-align: center;">Make</p> <p>Make a folded corner bookmark for yourself or as a gift.</p> <p>https://www.easypeasyandfun.com/corner-bookmarks-ideas/</p> 	<p style="text-align: center;">Poetry</p> <p>Have fun learning about nonsense poetry and listening to Spike Milligan recite his poem – On the Ning Nang Nong</p> <p>https://www.bbc.co.uk/bitesize/articles/zv3v6g8</p> <p>Challenge! Can you learn the poem (or some of it). Practise reciting it to yourself and then perform it for somebody else.</p>	<p style="text-align: center;">Geographical</p> <p>Gather together different types of paper and card, magazines, scraps of fabric, wool, foil etc. Use your materials to make a landscape – you could do a forest, a desert, a city a beach...</p> 	<p>Other resources:</p> <p>www.bbc.co.uk/teach/super-movers/ks2 www.bbc.co.uk/newsround www.bbc.co.uk/bitesize https://www.natgeokids.com/uk/ https://www.twinkl.co.uk/resources/parents</p>

<u>Writing</u>	<u>Thinking</u>	<u>Creative</u>	<u>Well-being</u>	<u>Make</u>
<p>Think about all the things you like about summer. Write an acrostic poem and decorate it with summer pictures.</p> 	<p>Make an a-z list of things that make you happy. Can you think of something for every letter?</p> <p> abcdefg hijklmn opqrstu vwxyz </p>	<p>Draw a sound creature! Go to the Tate kids' website link below and choose one of the sounds. What would the creature that makes the sound look like? Be imaginative and draw your ideas.</p> <p>https://www.tate.org.uk/kids/make/art-technology/draw-sound-creature</p>	<p>You are amazing! Finish these sentences. It might help to talk this through with someone else first or you might prefer to do it alone.</p> <p>I am really good at ... I am good friend because ... My special talent is... I am unique because... I am proud of myself when..</p>	<p>Make some paper butterflies from coloured paper.</p> <p>https://www.redtedart.com/easy-paper-butterfly/</p> 