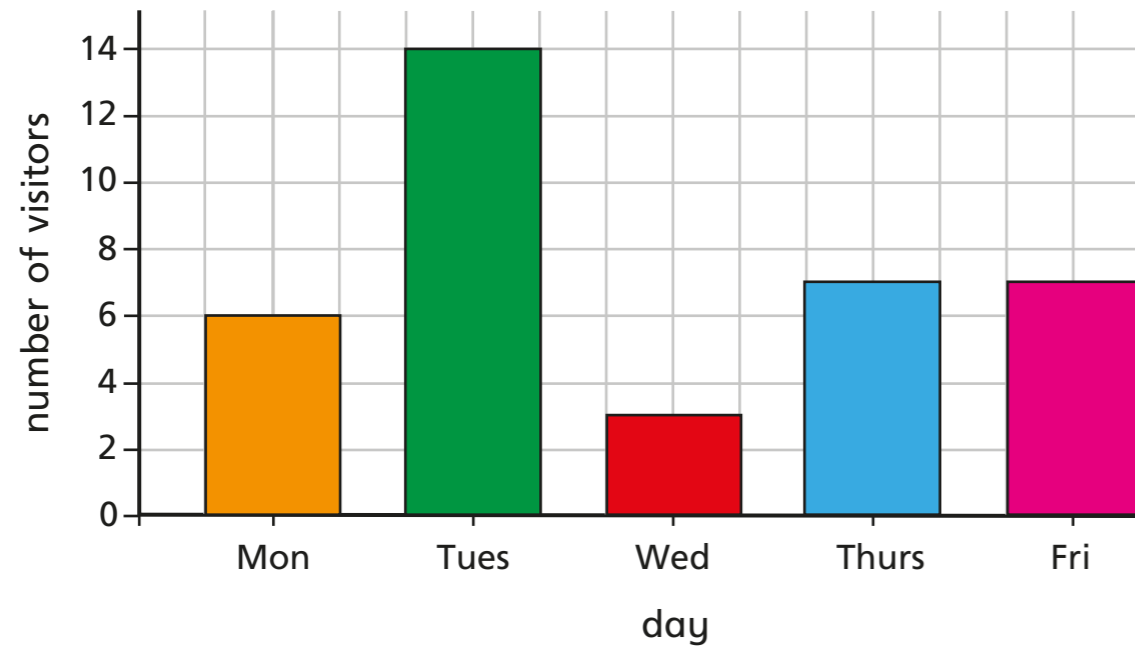


Comparison, sum and difference

1 The bar chart shows the number of visitors to a museum in a week.



- a) How many more visitors went to the museum on Tuesday than on Wednesday?
- b) What is the difference between the number of visitors on Monday and the number of visitors on Friday?
- c) What was the total number of visitors for the whole week?
- d) If there were 3 times as many visitors on Saturday as there were on Thursday, how many people visited on Saturday?

2 The pictogram shows the points scored in a game by five teams.

Team	Points
Red	
Blue	
Green	
Yellow	
Pink	

Key = 4 points


a) Write $<$, $>$ or $=$ to compare the points scored by the teams.

- Red Blue and Green
- Red and Blue Green and Yellow
- Red and Green Yellow and Blue
- Blue and Green Yellow

b) The Pink team scored half the number of points that the Green team scored.

Complete the pictogram for the Pink team.

c) Teddy is working out the difference in points between the Red and Green teams.

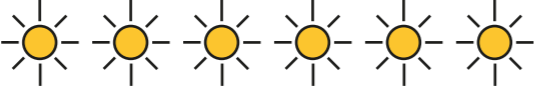







I can work out how many points each team scored and then subtract one from the other.

Is there another way Teddy could work out the answer?




- 3 Two children are asked to find out how many hours of sunshine there were altogether.

Country	Number of hours sunshine
Spain	
UK	
Italy	
Germany	
Iceland	

Key  = 3 hours

a)




I can find out how many hours sunshine each country has and then add up all the totals.

Use Mo's method to calculate the total hours of sunshine.

hours

b)

I can count how many sunshine symbols there are altogether and multiply that by 3



Use Rosie's method to calculate the total hours of sunshine.

hours

Which method is the most efficient?
Will that always be the case?



- 4 The table shows the number of men and women who watched three different films.

Film	Women	Men	Total
A	364	618	
B	411		895
C	609	255	
Total		1,357	

a) Complete the table.

b) Are these statements true or false?

More women than men watched one of the films. _____

Film B was the most popular. _____

- 5 The bar chart represents the number of goals scored by four footballers.

Use the clues to complete the bar chart.

- Tom has scored 13 fewer goals than Aisha.
- Aisha has scored twice as many goals as Huan.
- Huan and Nijah combined have scored a total of 20 goals.

